



INDIANA UNIVERSITY
SOUTH BEND

The Economic Value of Indiana University South Bend



ECONOMIC IMPACT ANALYSIS

♣ = 50 jobs

1 out of every **77**

jobs in the IU South Bend service area is supported by the activities of IU South Bend and its students



Alumni impact

Impact of the increased earnings of IU South Bend alumni and the businesses they work for

\$311.5 million

Added income

an economic boost similar to hosting the World Series

52x

5,000 Jobs supported



- OR -

IU SOUTH BEND TOTAL ANNUAL IMPACT

\$364.1 million

Added income

- OR -

6,476

Jobs supported



Operations spending impact

Impact of annual payroll and other spending

\$45.8 million

Added income

enough to buy

1,364 new cars

- OR -

1,311 Jobs supported



Student spending impact

Impact of the daily spending of IU South Bend students attracted to or retained in the region

\$6.1 million

Added income

152

Jobs supported

- OR -

enough to buy

490 families* a year's worth of groceries



* family of four



Construction spending impact

\$736.4 thousand

- OR - 11 Jobs supported



Visitor spending impact

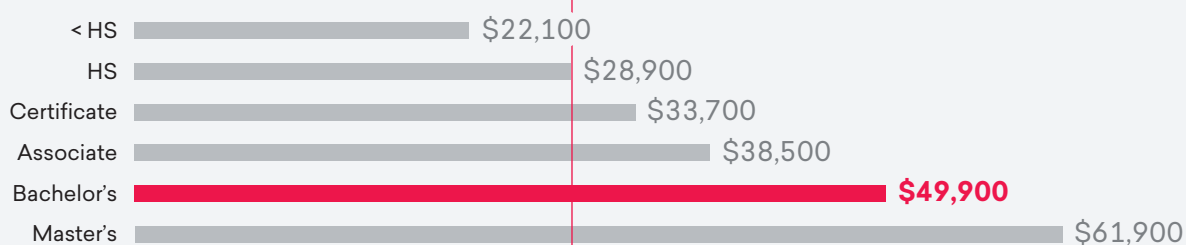
\$70.8 thousand

- OR - 2 Jobs supported



INVESTMENT ANALYSIS


The average bachelor's degree graduate from IU South Bend will see an increase in earnings of **\$21,000** each year compared to someone with a high school diploma working in Indiana.



For every \$1...



Students gain \$4.30 in lifetime earnings



Taxpayers gain \$1.40 in added tax revenue and public sector savings



Society gains \$9.20 in added state revenue and social savings

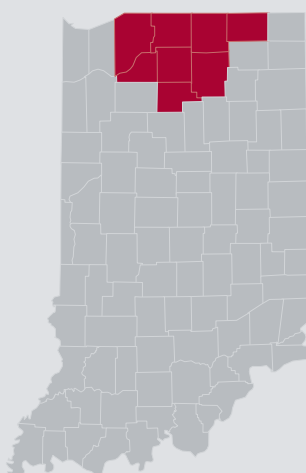
About IU South Bend in FY 2018-19

8,610 Students*

908 Degree graduates

1,255 Employees

IU South Bend service area



* The study used an unduplicated count of students enrolled between 7/1/18 and 6/30/19, which included students enrolled in the Summer II 2018, Fall 2018, Spring 2019, and Summer I 2019 semesters. This count also includes dual credit, high school enrollments as of the end of term, which is the most inclusive count of such students. The method is more meaningful for studying economic impact, but it differs from IU South Bend's standard enrollment reporting, which uses beginning-of-term numbers on a semester-by-semester basis. Both perspectives accurately draw from the same underlying data.